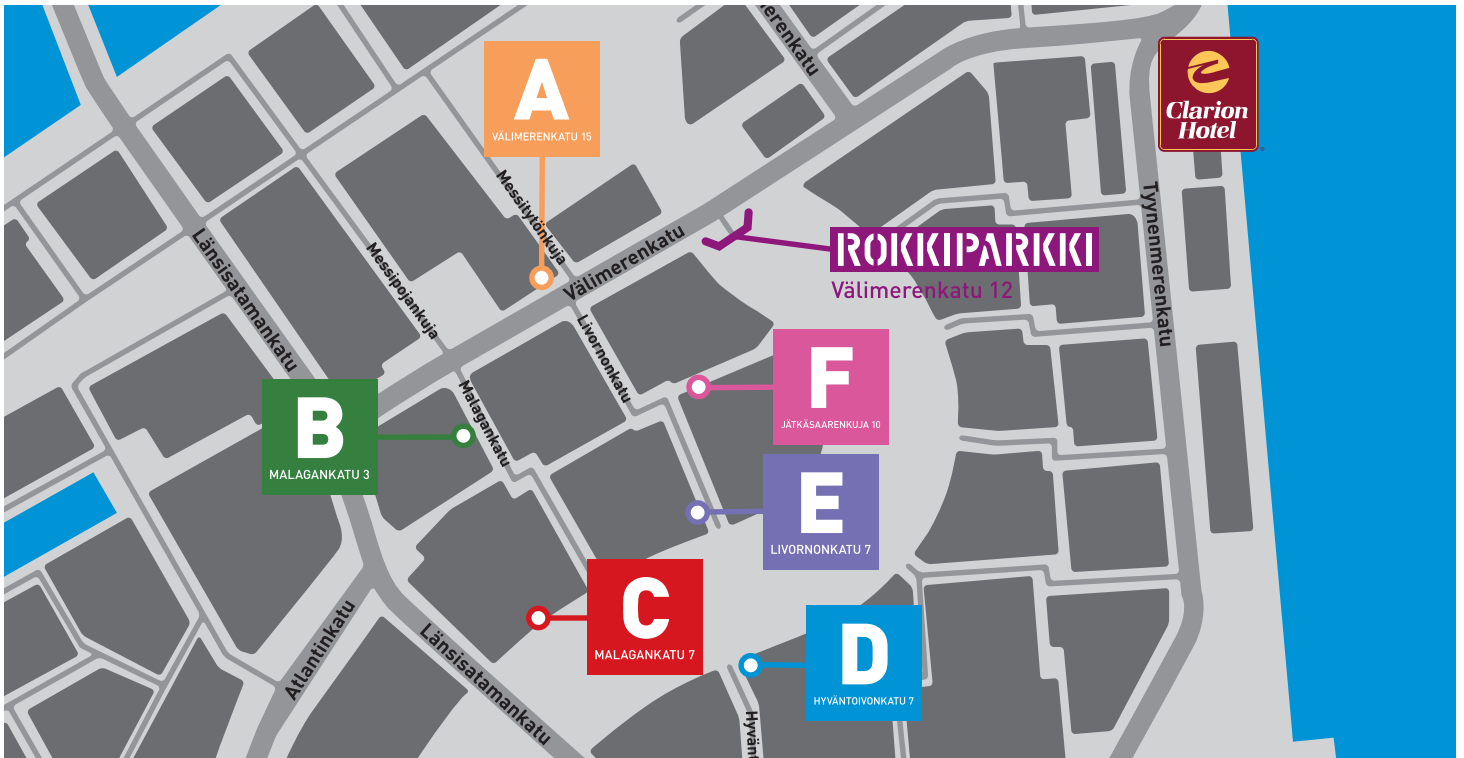


# USER INSTRUCTIONS

## Rokkiparkki - The underground parking facility in Jätkäsaari

### WELCOME TO ROKKIPARKKI

Rokkiparkki is the underground parking facility of Jätkäsaari, which is open to those who have reserved a parking space. Rokkiparkki offers parking spaces on two levels. The parking spaces are available to the users and cannot be reserved. Rokkiparkki is entered by car through the ramp on Välimerenkatu. Pedestrians can enter the facility through six different doors that are clearly marked, for drivers as well - this way you will always find the door closest to your destination. Rokkiparkki can be accessed with a personal identification, which opens the bars automatically.



### 1 ENTRY BY CAR (VÄLIMERENKATU 12)

The parking facility can be entered with a valid personal identification card. The identification uses remote reading radio frequency technology.

The user just have to keep the card in the car, visible to the reader device and drive close to the gate or roller door, whereupon the system recognises the user and opens the door automatically. Otherwise the gate will remain closed. The gate can also be opened with an ID-specific PIN-code.

Rokkiparkki is entered by car through the ramp down and the second exit from the roundabout, following the Rokkiparkki signs



Remote reader



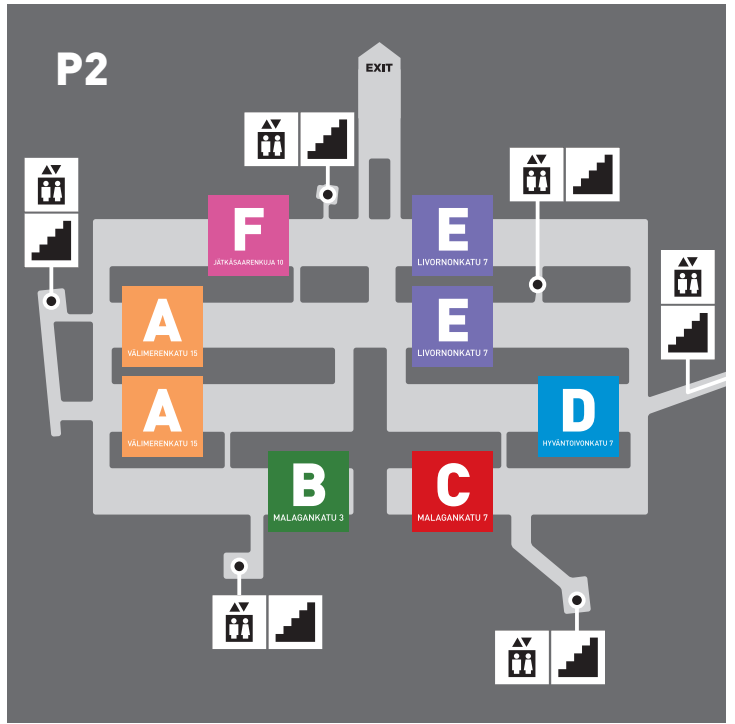
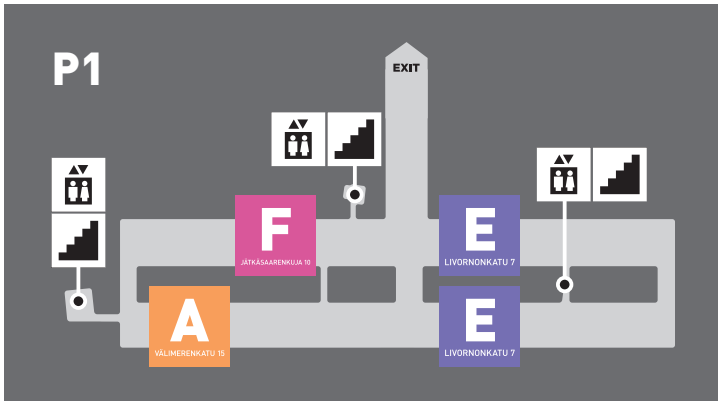
Identification card

### 2 PEDESTRIAN ENTRIES

At the pedestrian doors there are readers, which open the doors when the customer enters a personal code.

Pedestrian doors are marked with a colour code, a letter for the order and the address of the door.

- A Välimerenkatu 15
- B Malagankatu 3
- C Malagankatu 7
- D Hyväntoivonkatu 7
- E Livornonkatu 7
- F Jätkäsaarenkuja 10



### 3 PARKING SPACES

Rokkiparkki has unreserved parking spaces. The facility has separately marked accessible parking spaces, charging spots for electric cars and a washing place on level P2.

Parking is allowed on both the levels P1 and P2. Level P2 has access to all pedestrian doors, level P1 has direct access only to doors A, E and F.

### 4 EXIT BY CAR

Exit by car works in the same way as entry. When leaving by car, the Rokkiparkki identification card is shown to the remote reader, the gate opens and the user can drive out. The gate can also be opened by providing the ID-specific PIN code on the keypad.

### IDENTIFICATIONS

Only one identification card parking licence can be issued. An alternative identification method is a personal PIN code, which is connected to the user and the access right. The identification entitles to the parking of one vehicle only at a time. The system does not let in another vehicle if the identification connected to the access right is being used by a vehicle in the facility. The same restrictions applies to both the code and the remote identification.

ID: \_\_\_\_\_

USER: \_\_\_\_\_

E-MAIL ADDRESS: \_\_\_\_\_

TEL.: \_\_\_\_\_

\_\_\_\_\_

\_\_\_\_\_

PIN: \_\_\_\_\_

DATE: \_\_\_\_\_

SIGNATURE: \_\_\_\_\_

### IF PROBLEMS OCCUR

**Where can I get the identification card and PIN code?**

- From your own housing cooperative.

**I don't have the identification card with me.**

- The doors and gates open with the PIN code as well.

**The gate does not open even though I have my identification card.**

- Take out the identification card and keep it visible to the reader. If the gate still does not open, use the PIN code.

**What do I do if the equipment does not work?**

- There are intercoms to the customer service by the gates.

**If you are not able to enter through the pedestrian door.**

- Walk down the access tunnel down and there are intercoms to the customer service by the gates.